



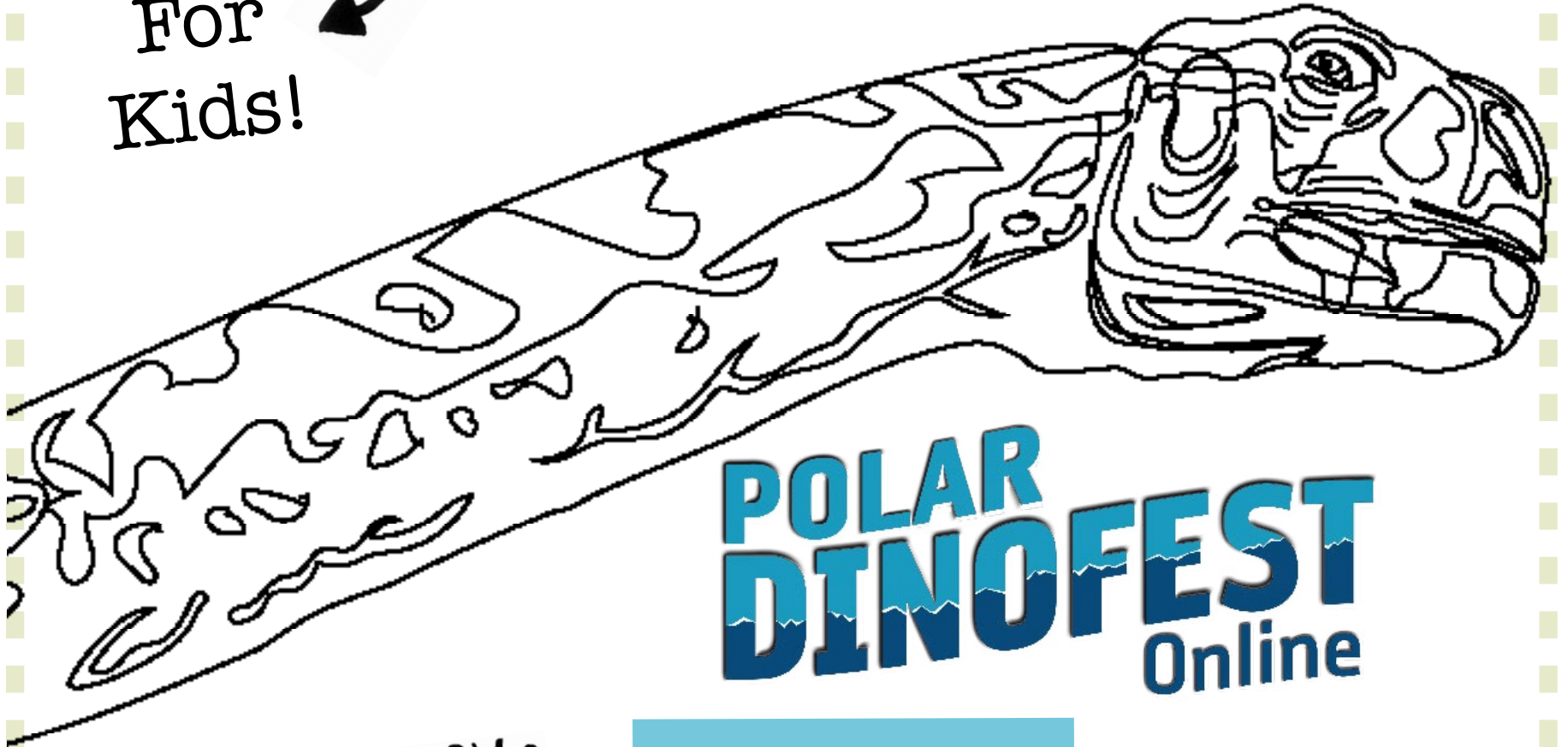
**NATURAL HISTORY
MUSEUM OF UTAH**

Rio Tinto Center | University of Utah

For
Kids!



color here



**POLAR
DINOFEST**
Online

MADE BY:



This Activity Book is yours to use however you'd like!

Complete all of the pages or just a few. Draw and write all over it.

DinoFest is a celebration of all things dinosaur at NHMU. Visit the virtual fun at <https://nhmu.utah.edu/polar-dinofest>

1. Find a rubber band and pencil, or another thin, firm object (like a stick). Make sure the pages are together and the holes are lined up.



2. Put one end of the rubber band around the pencil. Thread the other end of the band through one of the holes on the front.

3. From the back, thread the rubber end through the other hole on the front. Adjust the pencil to make a nice, bound edge for your activity book.



HOW TO MAKE YOUR Activity Book

4. Decorate your book with crayons, markers, or pens. Fill it out and learn something new along the way!



Build Your Own Dinosaur

Need: Any Materials Around the House!

Instructions:

1. Find a dinosaur to use as a reference
2. Collect materials such as:
 - old cans
 - ribbons
 - hot glue
 - paper plates
 - sticks
 - markers
 - feathers
 - tape
3. Sketch out a design to build a dinosaur out of your materials
4. Follow your sketch and reference and attach the pieces of your dinosaur (with the tape, hot glue, etc.)
5. See the back cover for ideas of how to share your dinosaur with others!



Dinosaur by Hazel, Teen Explainer

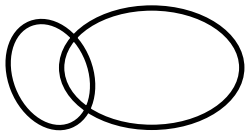


Here's an example! This is based off of a Cryolophosaurus from the Antarctic Dinosaurs Exhibit!

Draw Your Own Dinosaur

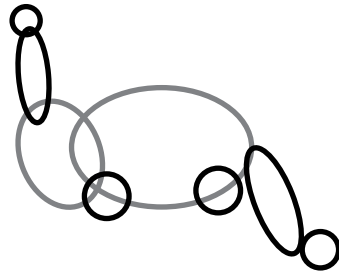
Need: paper and pencil

Draw a sauropod, or long neck dinosaur!

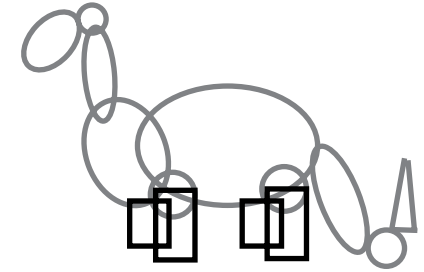


1. Draw two ovals.
This will be the body.


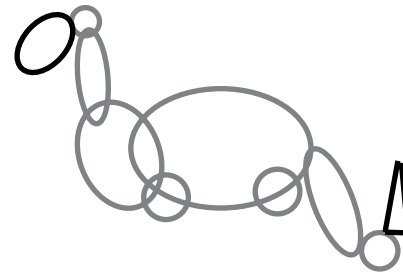
2. Draw more circles and ovals to begin the neck, tail, and legs.




4. Add rectangles for the legs.



3. Finish the head and tail with an oval and a triangle.




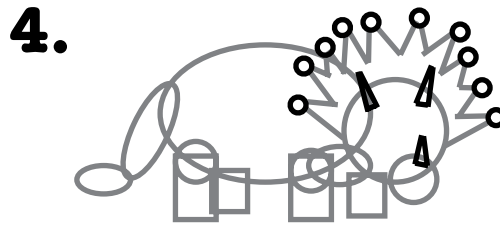
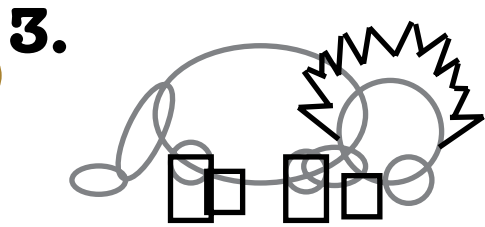
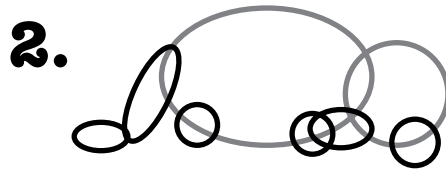

5. Trace the image,
erase the dotted lines
and add a few
details.




You're done!

Try another one!

Draw a Triceratops!



You're done!



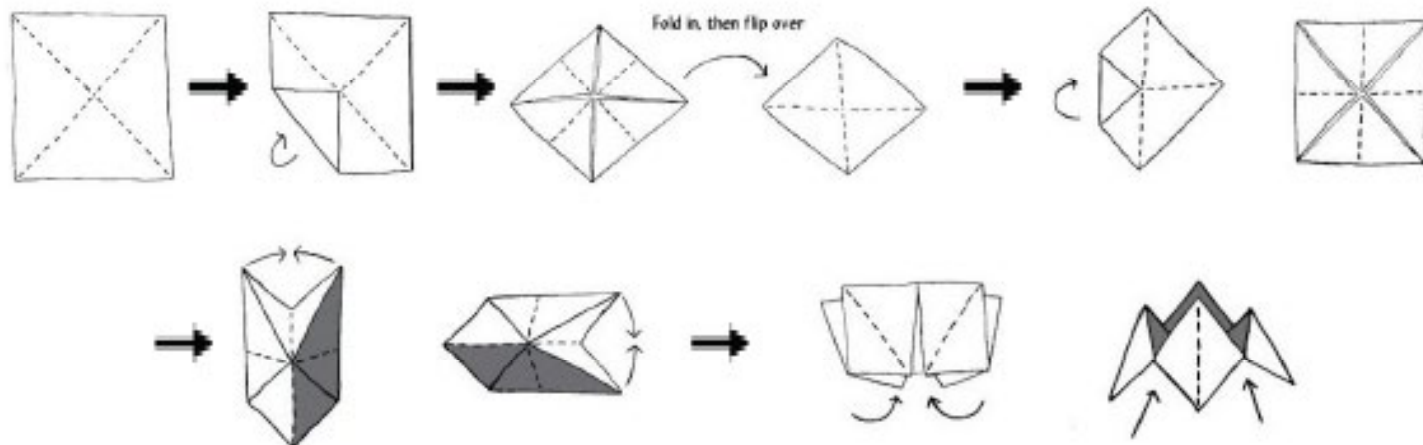
Practice one of your dinos here!



What Dino Are You?

Make a fortune teller to find out!

- 1.** Cut out the square on the opposite page along the dotted lines and corners.
- 2.** Valley fold from corner to corner to make a triangle.
- 3.** Valley fold the triangle from corner to corner to make a smaller triangle.
- 4.** Unfold.
- 5.** Fold the four corners to the center of the square where the "X" crosses.
- 6.** Flip the paper over.
- 7.** Fold the four corners to the center of the square where the "X" crosses.
- 8.** Fold and unfold the bottom edge of the square up to the top.
- 9.** Fold and unfold the left edge of the square over to the right.
- 10.** Push the four corners of the square into the center. Now you're done!



Follow the instructions on the previous page to cut out your Dinosaur Fortune Teller!



1 Forest

2 Desert

3

4

5 arctic

6

7 wetlands

8

Stegosaurus
You're strong and powerful. You're willing to fight back when threatened.

Spinosaurus
You aren't afraid to be yourself. You think outside of the box and are original and unique.

Velociraptor
You're quick on your feet. You're known to be speedy with everything you do.

Tyrannosaurus rex
You're ambitious and determined. You are a go-getter.

This page should be blank.

Write A Poem

Fill in the rest of this acrostic poem with your favorite things about dinosaurs!

D
I
N
O
S
A
U
R

ate both plants and other dinos!

M V D C N K U A B W R O B
I M L D M R H Y Z H U A P
H Z F C Y T U D O X Y K M
D N E Z O R F C C M A S Z
F O D I N O S A U R N A F
E R O L P X E N H P T L I
U M U E S U M B N B A A C
B C I R O T S I H E R P E
F O S S I L H P B B C R S
C B I Y Z V G V R H T B K
C P D M U Z Q W G H I W Q
A W F J I L V P Y V C Z B
E K E I J G D K V B A Z S

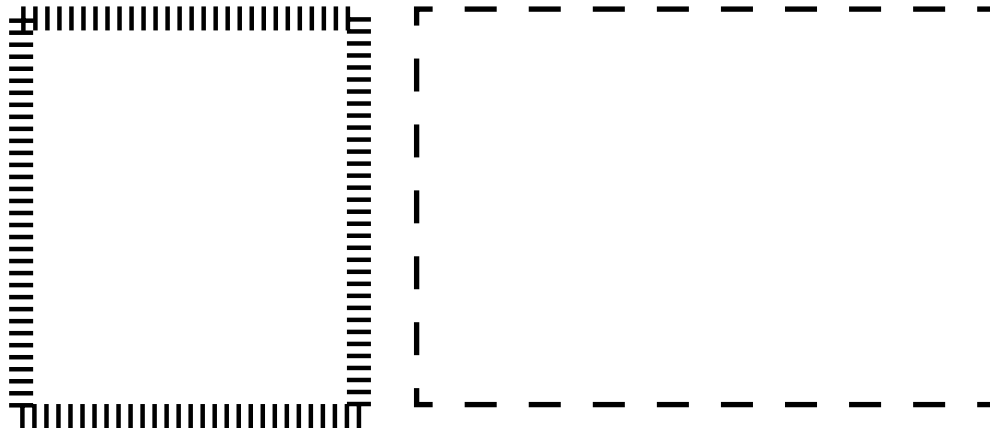
DINOSAUR ICE MUSEUM
FROZEN ALASKA ANTARCTICA
FOSSIL EXPLORE PREHISTORIC

Word Search

Find these arctic dinosaur words!

My Dino Journal

Write or draw everything you learn during DinoFest. Or simply record your favorite things about dinosaurs!



My Dino Journal





Antarctica used to
be a jungle about
250 million years
ago!



Teen Explainers

This activity book was created by:
Caelen, Hazel Elinor, Aashika, high school interns at NHMU

Ideas for How to Share:

1. Post your Activities with #DinoFest and #NHMU so others online can see them.
2. Send DinoFest content to a friend or family member.
3. Research a favorite dinosaur and share what you learned with someone.
4. Visit the Antarctic Dinosaurs exhibit at the Museum and discuss something you found interesting.

Draw a picture of your favorite dino here:



**NATURAL HISTORY
MUSEUM OF UTAH**

Rio Tinto Center | University of Utah